

## Company X website

The Company X website needs to be redesigned to match with the company's new line of business. The website has the following purposes. (In order of importance):

- Inform clients and prospects on the services and products that are provided by Company X. The target audience is especially visitors who already know Company X, one way or another.
- Stimulate interest in Company X as an IT partner and the services provided.
- Branding Company X as a reliable and professional full service IT service provider.

## Website structure

The following elements need to be included in the Company X website. (dropdown menu)

Dutch	English translation
<ul style="list-style-type: none"><li>• Home</li><li>• E-Commerce<ul style="list-style-type: none"><li>◦ Web winkel</li><li>◦ ETL</li><li>◦ Strategisch advies</li><li>◦ Online marketing</li></ul></li><li>• Software ontwikkeling<ul style="list-style-type: none"><li>◦ Aanpak</li><li>◦ Web applicaties</li><li>◦ Mobiele apps</li><li>◦ nopCommerce</li><li>◦ Applicatie beheer</li></ul></li><li>• Klantenbeheer (CRM)<ul style="list-style-type: none"><li>◦ Contact beheer</li><li>◦ Document beheer</li><li>◦ Facturatie</li></ul></li><li>• Website<ul style="list-style-type: none"><li>◦ CMS</li><li>◦ Nieuwsbrieven</li><li>◦ Design en realisatie</li></ul></li><li>• Full service ICT beheer<ul style="list-style-type: none"><li>◦ Beheer<ul style="list-style-type: none"><li>▪ Zakelijke pc</li><li>▪ Netwerk omgeving</li></ul></li><li>◦ Zakelijke e-mail</li><li>◦ Backup</li><li>◦ Hard- en software</li></ul></li><li>• Telecom<ul style="list-style-type: none"><li>◦ Goedkoop telefoneren met voip</li><li>◦ Implementatie en support</li></ul></li><li>• Over ons</li><li>• Contact</li></ul>	<ul style="list-style-type: none"><li>• Home</li><li>• E-Commerce<ul style="list-style-type: none"><li>◦ Web shops</li><li>◦ ETL</li><li>◦ Strategic advise</li><li>◦ Online marketing</li></ul></li><li>• Software development<ul style="list-style-type: none"><li>◦ Development process</li><li>◦ Web applications</li><li>◦ Mobile apps</li><li>◦ nopCommerce</li><li>◦ application management</li></ul></li><li>• Customer management (CRM)<ul style="list-style-type: none"><li>◦ Contacts</li><li>◦ Document management</li><li>◦ Invoicing</li></ul></li><li>• Website<ul style="list-style-type: none"><li>◦ CMS</li><li>◦ Newsletters</li><li>◦ Design and development</li></ul></li><li>• Full Service IT management<ul style="list-style-type: none"><li>◦ Beheer<ul style="list-style-type: none"><li>▪ Business pc</li><li>▪ Network environment</li></ul></li><li>◦ Corporate email</li><li>◦ Backup</li><li>◦ Hard- and software</li></ul></li><li>• Telecom<ul style="list-style-type: none"><li>◦ Saving through Voip</li><li>◦ Implementation and support</li></ul></li><li>• About us</li><li>• Contact</li></ul>

Besides these the following elements will be accessible from the footer:

- News
- Terms & Conditions
- Privacy policy
- Why Company X
- Contact

## Functionalities

The Company X website will have the following functionalities

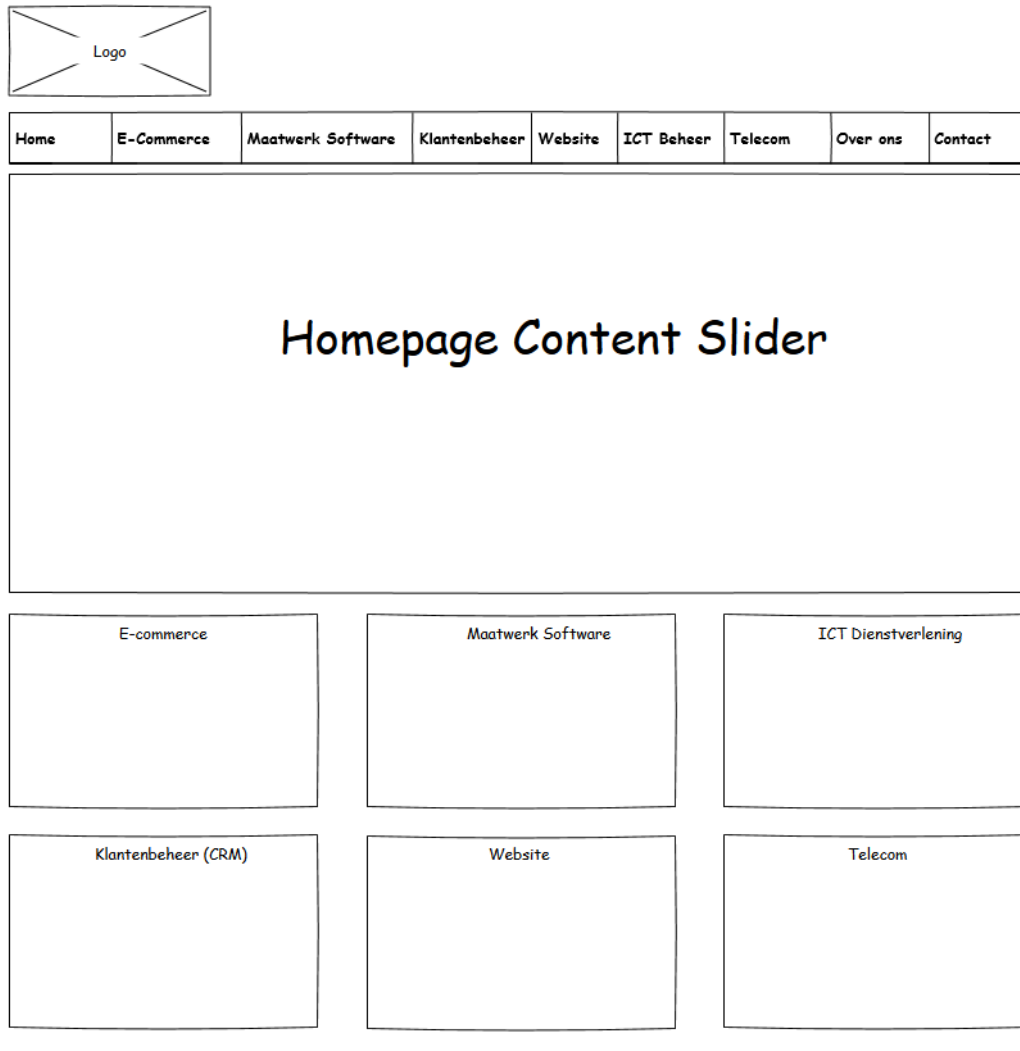
- Content pages  
Pages with text content editable from the CMS
- Contact form  
A contact form with questions and validation messages
- Newsletter subscription  
An option to subscribe to the newsletter
- Content slider  
A content slider on the websites homepage

## Website templates

The website will consist of the following layout templates:

### Home page

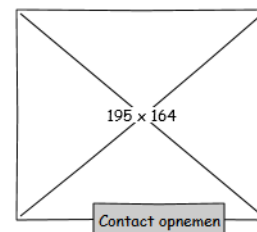
The homepage will be laid out as followed:



### Uw Voordelen

Lorem ipsum dolor sit amet, consectetur adipiscing elit. Ut laoreet sapien elementum justo pellentesque pulvinar. Sed a mauris vitae arcu dignissim auctor sit amet convallis leo. Nullam egestas justo a nisi tincidunt placerat. Donec sit amet diam semper, dictum orci vitae, interdum odio.

- |   |   |   |   |
|---|---|---|---|
| 1 | <b>Neque porro quisquam</b><br>Vivamus quam risus, auctor in lectus at. | 4 | <b>Neque porro quisquam</b><br>Vivamus quam risus, auctor in lectus at. |
| 2 | <b>Neque porro quisquam</b><br>Vivamus quam risus, auctor in lectus at. | 5 | <b>Neque porro quisquam</b><br>Vivamus quam risus, auctor in lectus at. |
| 3 | <b>Neque porro quisquam</b><br>Vivamus quam risus, auctor in lectus at. | 6 | <b>Neque porro quisquam</b><br>Vivamus quam risus, auctor in lectus at. |



## Content page (one column)

A template for the content of other pages. This consist of a full width area for placing website content.

## Content page (two column)

A template for the the content of other pages. This consists of a wide area for the website content and a smaller sidebar on the right side.

Text elements in the right sidebar should be styled in such way that they show up as separate “boxes” with a title and content below:


Lorem ipsum dolor sit amet, consectetur adipiscing elit. Suspendisse molestie justo ac erat blandit ultrices et quis felis. Sed sit amet congue erat. Proin turpis urna, malesuada non convallis id, posuere in orci. Nunc lorem magna, adipiscing eu nibh nec, sodales imperdiet risus. Suspendisse imperdiet dui nunc, vitae ornare velit iaculis et. Vivamus a ligula ullamcorper, condimentum eros rhoncus, aliquet nunc. Pellentesque scelerisque ligula a risus semper aliquam. Sed vel magna sagittis, commodo libero eget, pharetra neque. Sed dignissim, quam non malesuada ornare, ante lacus egestas risus,

vitae convallis elit leo quis ipsum. Vestibulum dapibus molestie pretium. Phasellus ac libero tellus. Ut vitae dapibus ligula, non luctus nulla. Aenean id tincidunt libero, vitae tristique felis. Sed sagittis orci et pulvinar cursus. Suspendisse elementum lacus in est aliquet, a facilisis mi elementum. Mauris facilisis enim in commodo congue.

Quisque non lectus luctus massa fermentum sagittis cursus ac odio. Curabitur eget orci a risus semper sagittis eget sed dolor. Proin molestie nisl id justo commodo dignissim. Nullam nisi mauris, tristique quis mollis egestas, posuere in quam. Aenean sit amet libero euismod, elementum dui eget, malesuada purus. Vestibulum bibendum placerat felis vitae pharetra.

Phasellus ac vulputate tellus, ac accumsan sem. Nunc eu eros enim. Aenean erat sem, facilisis sed urna eu, tempus iaculis neque. Curabitur lacus tellus, luctus ut mattis in, luctus vehicula neque. Praesent eget massa ut sem vulputate viverra a at leo. Sed consectetur, quam a viverra posuere, orci nisl cursus elit, ac tincidunt urna purus at metus. Mauris a tincidunt ligula. Aliquam lacinia congue tempus.

### Contact us

 03 34 60 120

 [info@dnovo-solutions.com](mailto:info@dnovo-solutions.com)

### Action

Now 1 year free service

With the purchase of a new webshop

[Read more](#)

## Website design

The Company X website should have a simple, but elegant style. The template should be responsive so it properly sizes from mobile devices to large size screens.

Some examples of design styles we like:

- <http://telecomkb.nl/>  
Simple, but elegant style.  
All the Information on the homepage without it being too cluttered.
- <http://voipq.nl/shop>  
Playing with the rounded elements on the homepage to give the site a fresh modern look.
- <http://www.weltunit.com/en/>  
Clean and simple design style
- <http://elegantica.premiumcoding.com/>  
Just beautiful

When designing a template for the CMS system the following elements need to be included in the design:

- Google Map
- Contact form elements:
  - Text box
  - Text area
  - Dropdown list
  - Radio buttons
  - Checkboxes
  - Submit button

When designing a contact form **always** include validation messages in the design. (Use a layer to be able to switch on and of validation messages)

- Main menu with multi-level dropdown
- Sidebar/footer menu
- Tab page  
An element with tab pages (like using jquery ui tabs)
- News items
  - Overview page that lists the news items
  - News detail page showing the entire news item

Besides at least these elements the following html styles need to be included in the design:

- Headers H1 to H5
- Bold, Italic, Underline, Strikethrough, Superscript (<sup>), Subscript (<sub>)
- Paragraph (<p>)
- Blockquotes (<blockquote>)
- Ordered and Numbered lists
- Horizontal line (<hr>)
- Content Tables (including header, body and footer styles)